

# WATTBLOCK ENERGY REPORT

## FREE ASSESSMENT

Owners Corporation  
4 Spring St  
Rosebery NSW 2018

Block Type: Mid Rise  
Total Floors: 7 + 2 Parking  
Total Units: 36  
Age of Block: 21-30 Years



Estimated 2-STAR NABERS ENERGY RATING

Common Energy: \$30,110 p.a. | Apartment Energy: Est. \$60,000 p.a. | Water: Est. \$16,962 p.a.

### FAST PAYBACK OPPORTUNITIES

Wattblock estimates the annual energy costs for your common areas can be reduced by 33% after all fast payback projects.



Note: All figures are GST inclusive.

### SUSTAINABILITY ROADMAP

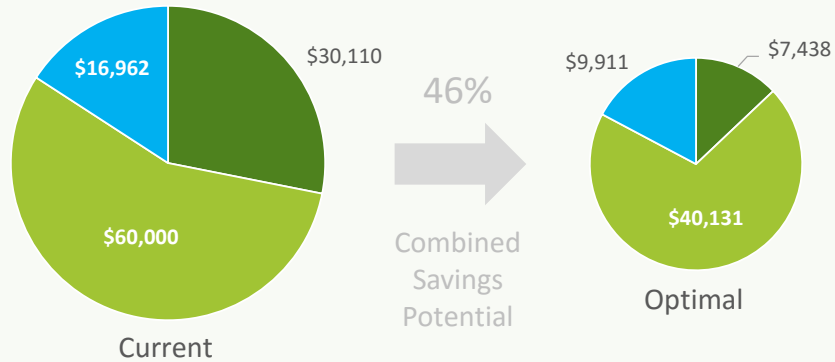
Energy efficiency upgrades (e.g. LED lighting) and renewable technologies can lower your energy bill by reducing grid usage.

Apartment energy rates can be reduced through the use of bulk billing.

Water savings can be achieved by targeting water leakages and efficiency.

Annual Utility Costs

■ Common Energy ■ Apartment Energy ■ Water



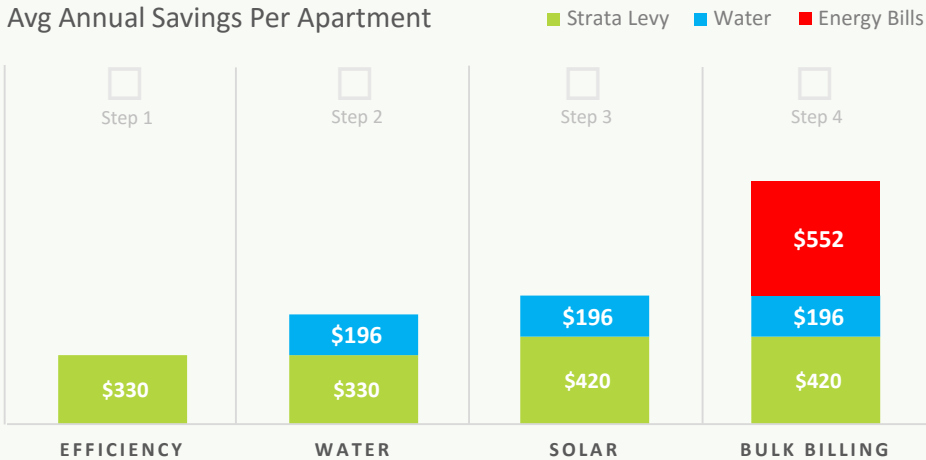
### LOW HANGING FRUIT

Wattblock recommends the top projects for your block as summarised in the table.

Projects	Description	Est. Savings	Est. Cost	Est. Payback
Requires Site Visit				

### CUMULATIVE COST REDUCTION

Individual units are estimated to save \$420 p.a. on strata levies, \$196 p.a. on water bills and \$552 p.a. on apartment energy bills after implementation of all identified initiatives.



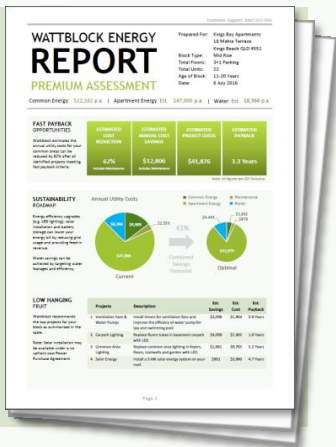
### UPGRADE NOW

Our Basic Report gets you a seven page Detailed Assessment Report.

Upgrade to our premium service for an on-site review, recommended projects, tracking, grants and more.

For more information contact Wattblock on (02) 9977 1801.

SERVICES	FREE	BASIC	PREMIUM
Estimated NABERS rating	✓	✓	✓
Environmental Achievement	✓	✓	✓
Detailed Report (7 Pages)	✗	✓	✓
Site Visit (1 hour)	✗	✗	✓
Project Recommendations	✗	✗	✓
Progress Reports (2 years)	✗	✗	✓
Grant Opportunities	✗	✗	✓
<b>PRICING (Inc GST)</b>	<b>\$0</b>	<b>\$99</b>	<b>\$396</b>



[Click Here](#) for a Sample Detailed Assessment Report

### ENVIRONMENTAL ACHIEVEMENT

Following sustainability initiatives your block will exceed the national carbon reduction target of 5% set for 2020. If every block did this, we would be well on our way to exceeding the target.



PROPORTION OF POPULATION LIVING IN THIS BLOCK TYPE	AVERAGE OCCUPANCY RATE PER APARTMENT	NUMBER OF BLOCK RESIDENTS	ENERGY USE PER APARTMENT (MJ / YR)
3.8%	1.92	69	33,929
CURRENT BLOCK CO <sub>2</sub> EMISSIONS (TONNES/YR)	EMISSIONS SAVINGS OPPORTUNITY (TONNES/YR)	EQUIVALENT NUMBER OF TREES PLANTED	NATIONAL CO <sub>2</sub> REDUCTION TARGET 2020 CONTRIBUTION
360	73	1,101	408%

The information, statements, statistics and commentary contained in this report have been prepared by Investment Advantaged Software Pty Ltd, trading as Wattblock. Wattblock does not express an opinion as to the accuracy or completeness of the information provided, the assumptions made or any conclusions reached. Wattblock may in its absolute discretion, but without being under any obligation to do so, update, amend or supplement this report at any time. The information contained in this report has not been subject to an energy audit by a certified industry practitioner. The information must not be copied, reproduced, distributed, or used, in whole or in part, for any commercial purpose without the written permission of Wattblock.

