

WATTBLOCK ENERGY REPORT

Prepared For: Owners Corp.
 61-65 Macarthur St
 Ultimo NSW 2007
 Block Type: Low Rise (11 Blocks)
 Total Floors: 5 + 1 Parking
 Total Units: 79
 Age of Block: 21-30 Years

FREE ASSESSMENT



Common Energy: \$45,803 p.a. | Apartment Energy: Est. \$131,500 p.a. | Water: Est. \$31,305 p.a.

FAST PAYBACK OPPORTUNITIES

Wattblock estimates the annual energy costs for your common areas can be reduced by 25% after all fast payback projects.



Note: All figures are GST inclusive.

SUSTAINABILITY ROADMAP

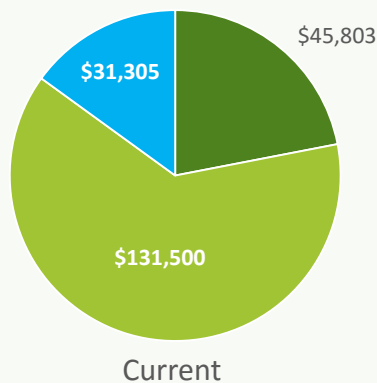
Energy efficiency upgrades (e.g. LED lighting) and renewable technologies can lower your energy bill by reducing grid usage.

Apartment energy rates can be reduced through the use of bulk billing.

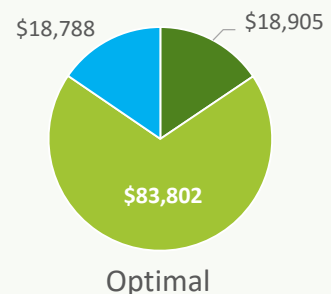
Water savings can be achieved by targeting water leakages and efficiency.

Annual Utility Costs

■ Common Energy ■ Apartment Energy ■ Water



42%
 Combined Savings Potential



LOW HANGING FRUIT

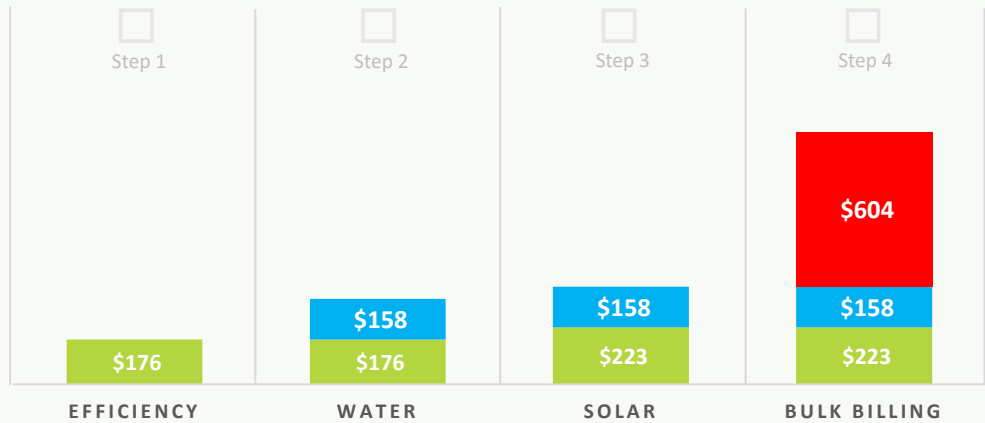
Wattblock recommends the top projects for your block as summarised in the table.

Projects	Description	Est. Savings	Est. Cost	Est. Payback
Requires Site Visit				

CUMULATIVE COST REDUCTION

Individual units are estimated to save \$223 p.a. on strata levies, \$158 p.a. on water bills and \$604 p.a. on apartment energy bills after implementation of all identified initiatives.

Avg Annual Savings Per Apartment



UPGRADE NOW

Our Basic Report gets you a seven page Detailed Assessment Report.

Upgrade to our premium service for an on-site review, recommended projects, tracking, grants and more.

For more information contact Wattblock on (02) 9977 1801.

SERVICES	BASIC	PREMIUM
Energy Assessment Report	✓	✓
Site Visit (1 hour)	✗	✓
Ongoing Billing Analysis	✗	✓
Recommended Projects	✗	✓
New Technology Updates	✗	✓
Grant Opportunities	✗	✓
8 x Quarterly Progress Update	✗	✓
Environmental Achievement	✓	✓
PRICING (Inc GST)	\$99	\$396



[Click Here for a Sample Detailed Assessment Report](#)

ENVIRONMENTAL ACHIEVEMENT

Following sustainability initiatives your block will exceed the national carbon reduction target of 5% set for 2020. If every block did this, we would be well on our way to exceeding the target.



PROPORTION OF POPULATION LIVING IN THIS BLOCK TYPE	AVERAGE OCCUPANCY RATE PER APARTMENT	NUMBER OF BLOCK RESIDENTS	ENERGY USE PER APARTMENT (MJ / YR)
3.8%	1.92	152	30,050
CURRENT BLOCK CO ₂ EMISSIONS (TONNES/YR)	EMISSIONS SAVINGS OPPORTUNITY (TONNES/YR)	EQUIVALENT NUMBER OF TREES PLANTED	NATIONAL CO ₂ REDUCTION TARGET 2020 CONTRIBUTION
699	169	2,534	483%

The information, statements, statistics and commentary contained in this report have been prepared by Investment Advantaged Software Pty Ltd, trading as Wattblock. Wattblock does not express an opinion as to the accuracy or completeness of the information provided, the assumptions made or any conclusions reached. Wattblock may in its absolute discretion, but without being under any obligation to do so, update, amend or supplement this report at any time. The information contained in this report has not been subject to an energy audit by a certified industry practitioner. The information must not be copied, reproduced, distributed, or used, in whole or in part, for any commercial purpose without the written permission of Wattblock.